



Board of Directors

Agenda Item #10

Updates and Reports

August 12, 2012

ITEM #10

A. 2015 Funding Round Update 3

B. Non-Closed Projects..... 3

C. Single Family Department Updates 4

D. Energy Programs Dashboard Report..... 5

E. Sustainable Housing Department Updates..... 6

F. Louisiana Housing Authority Updates..... 7

G. HOME Program Dashboard Reports 8

H. Willowbrook Apartments Trend Reports..... 9

I. Village de Jardin Apartments Trend Reports 11

J. Mid-City Apartments Trend Reports..... 13

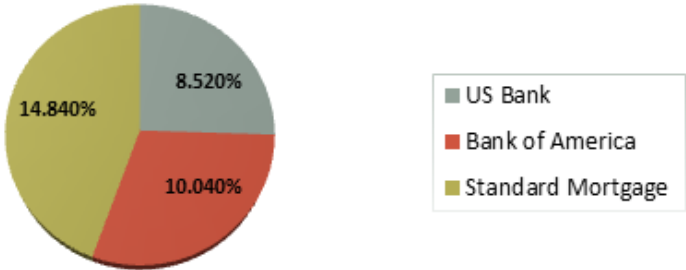
NON-CLOSED PROJECTS - DASHBOARD REPORT

LIHTC NON-CLOSED PROJECTS OVERVIEW							
Funding Round	Competitive Funding Round	Project Name	Current Project Status	Parish	Projects Per Parish Per Funding Round	Units	LIHTC Allocation
2014 Funding Round	Yes	River South	The project is moving toward resolving title issues with certain lots.	East Baton Rouge	1	46	\$647,000.00
		Pleasant Trinity Estates	Closing is anticipated for August 2015.	Ouachita	1	50	\$900,000.00
		Cooper Road Plaza	The project received a 90-day extension to the Carryover deadline and anticipates closing before September 15, 2015.	Caddo	1	108	\$934,140.00
2014 Fall Initiative	Yes	Artspace Bell School Lofts	According to the developer the project is scheduled to appear before the state bond commission on August 20, 2015 and construction is expected to start shortly thereafter.	Orleans	1	79	\$1,093,188.00
		Paddock at Shadow Bluff	The developer is working on resolving zoning issues. LHC is processing a material change which is expected for the September board meeting.	Lafayette	1	192	\$1,014,313.00
		Port Royal Apartments	The project is expect to close the financing in August 2015.	East Baton Rouge	1	192	\$1,013,532.00
		Iberville On-site Phase IV	The project is moving forward with its due diligence and closing documents. Full closing is expected to occur in late August 2015.	Orleans	1	164	\$1,419,880.00
		The Villages at Eagle Point VII	The project is working on completing final construction financing.	Bossier	1	76	\$238,472.00
Totals					8	907	\$7,260,525.00

Note: Projects awarded at the July board meeting through the 2015 LIHTC Funding Round and 2015 Spring NOFA will be added to the Not Closed Report for the September 2015 board meeting.

Staff has received a request for the available balance of tax credits. The developer for Wyche Apartments (first project on the waiting list) submitted a reprocessing application requesting \$542,678. The project originally requested \$550,000 in tax credits. The deferred developer fee has been increased to account for the reduction in credits. The project will be included on the next Not Closed Report.

SINGLE FAMILY LOAN PROGRAMS - ACTIVITY DASHBOARD

Reservations											
Combined Programs		Market Rate GNMA Program (as of July 31, 2015)		LHC Preferred Conventional Program (as of July 31, 2015)							
Reservations	40	\$6,258,077	Reservations	25	\$3,323,388						
			Reservations	15	\$2,934,689						
Closed Loans											
Combined Programs		Market Rate GNMA Program (as of July 31, 2015)		LHC Preferred Conventional Program (as of July 31, 2015)							
Closed Loans	40	\$5,712,294	Closed Loans	31	\$3,987,824						
			Closed Loans	9	\$1,724,470						
Cancelled (from July 2013 - July 2015)			Whole Loans								
Borrower Did Not Qualify / Underwriter Rejected	88	\$10,836,028.00	No Active Loans Remaining								
Lender Withdrew / Compliance Failure	57	\$6,474,988.00									
Property Issues	40	\$4,286,202.00									
Total	185	\$21,597,218.00									
Delinquency (as of June 30, 2015)			Homebuyer Counseling								
			<table> <tr> <td>HUD Counseling Grant Award</td> <td>\$ 538,591</td> </tr> <tr> <td>HUD Amount Expended</td> <td>\$ 479,276</td> </tr> <tr> <td>Balance</td> <td>\$ 59,315</td> </tr> </table>			HUD Counseling Grant Award	\$ 538,591	HUD Amount Expended	\$ 479,276	Balance	\$ 59,315
HUD Counseling Grant Award	\$ 538,591										
HUD Amount Expended	\$ 479,276										
Balance	\$ 59,315										
			To date, 4,902 persons have been counseled statewide								

ENERGY PROGRAM - DASHBOARD REPORT

Grantor: U.S. Department of Health & Human Services (\$38,389,693)						
Programs	Grant Period	Grant Award	Expended	Balance	Households Served	New Clients
LIHEAP	10/1/2014-9/30/2016	\$29,144,570.12	\$23,680,588.05	\$5,463,982.07	59,504	8,599
LIHEAP	10/1/2014-9/30/2016	\$3,796,731.00				
DHHS/WAP*	7/1/2015-6/30/2016	\$5,448,391.53				
Total:		\$38,389,692.65	\$23,680,588.05	\$5,463,982.07	59,504	8,599
Percentage:			61.68%	14.23%		
<i>*NOTE: LIHEAP funds set aside to supplement the 2015 DOE/WAP. The LIHEAP funds were released in contracts on 7/22/2015.</i>						
2014 DHHS/LIHEAP						
Grantor: U.S. Department of Health & Human Services (\$42,157,313)						
Programs	Grant Period	Grant Award	Expended	Balance	Households Served	New Clients
LIHEAP	10/1/2013-9/30/2015	\$36,321,464.00	\$35,861,429.20	\$460,034.80	77,071	12,014
DHHS/WAP	7/1/2014-6/30/2015	\$5,835,848.59	\$4,211,676.16	\$1,624,172.43	531	
Total:		\$42,157,312.59	\$40,073,105.36	\$2,084,207.23	77,602	12,014
Percentage:			95.06%	4.94%		
2014 DOE/WAP						
U.S. Department of Energy (\$1,332,091) Units projected: DOE 121 + (620 LIHEAP Only) = 741 units						
Programs	Program Year	Grant Award	Expended	Balance	Units Completed	
DOE/WAP*	7/1/2014-6/30/2015	\$1,332,091.00	\$921,758.06	\$410,332.94	117	
Total:		\$1,332,091.00	\$921,758.06	\$410,332.94		
Percentage:			69.20%	30.80%		

SUSTAINABLE HOUSING – DASHBOARD REPORT

Katrina/Rita Recovery					
Program	Affordable Units Created/Properties Completed Construction	% of Goal	Funds Disbursed/Total Payments	% of Total Applicant Allocation	Balance of All Available Funds
Small Rental Property Program	7,598	91%	\$434,388,573.00	98%	\$8,401,203.00
Housing Development Loan Fund	658	n/a	\$4,543,318.00	68%	\$2,146,336.00
TO-DATE TOTAL	8,256		\$438,931,891.00		\$10,547,539.00
Gustav/Ike Recovery					
State Affordable Rental Program (ARP)	539	81%	\$49,214,204.00	97%	\$1,388,339.00
Parish Affordable Rental Program	327	52%	\$23,132,053.00	89%	\$2,817,947.00
Parish Housing Programs	834	58%	\$33,434,058.00	75%	\$11,219,111.00
TO-DATE TOTAL	1,700		\$105,780,315.00		\$15,425,397.00
Isaac Recovery					
Parish Housing	-		\$1,509,339.00	58%	\$1,075,686.00
State Housing (HMA Cost Share)	-		\$25,650.00	2%	\$1,064,350.00
TO-DATE TOTAL	-		\$1,534,989.00		\$2,140,036.00

LOUISIANA HOUSING AUTHORITY - ACTIVITY DASHBOARD

Program	Households Served	Funds Disbursed/Total Payments	Balance of Funds	Program End Date
Homeless Supports and Housing – Katrina/Rita	51	\$24,199,145	\$1,810,060	3/31/18
Supportive Housing Services – Katrina/Rita	5921	\$54,715,321	\$17,284,679	12/31/18
Contaminated Drywall/STARS- CDBG Katrina/Rita	77	\$504,305	\$564,997	6/30/16
Emergency Solutions Grant	608	\$905,171	\$1,064,277	6/30/15
Calcasieu Parish Homeless Prevention – Gustav/Ike	N/A	\$589,290	\$78,903	Varies
Shelter Plus Care (S+C)	915	\$43.8M	\$6.2M	Program extended thru February 28, 2016
Project-Based Vouchers (PBV)	1513	\$5.7M	\$5.3M	Renewed annually
As of the June 30, 2015 reporting period:	Over 9085 Households Served	\$130,413,232 Disbursed**	\$32,302,916 Remaining	N/A

**The funds associated with these programs directly impact households, but do not represent the total amount of LHA funding or disbursements.

HOME FUNDS - DASHBOARD

Grant Year	2010	2011	2012	2013	2014	TOTAL
Total Award Amount	\$16,203,982.00	\$14,225,651.00	\$8,240,993.00	\$7,073,089.00	\$7,456,547.00	\$53,200,262.00
Committed Funds	\$16,203,982.00	\$14,225,651.00	\$8,240,993.00	\$4,782,360.73	\$1,864,136.75	\$45,317,123.48
Cumulative Unexpended Committed Funds as of 8/5/2015*	\$0	\$5,240,661.25	\$8,240,993.00	\$4,782,360.73	\$1,864,136.75	\$20,128,151.73
Cumulative Unexpended Authorized Funds as of 8/5/2015	\$0	\$5,240,661.25	\$8,240,993.00	\$7,073,089.00	\$7,456,547.00	\$28,011,290.25
Cumulative Unexpended Required CHDO Portion as of 8/5/2015*	\$0	\$0	\$0	\$0	\$0	
Deadline to Expend Before Recapture	April 30, 2015	September 30, 2016	April 30, 2017	August 31, 2018	July 31, 2019	
Cumulative Uncommitted Funds as of 8/5/2015	\$0	\$0	\$0	\$426,591.52	\$7,456,547.00	\$7,883,138.52
Cumulative Uncommitted CHDO Portion as of 8/5/2015**	\$0	\$0	\$0	\$0	\$0	
Deadline to Commit Before Recapture				August 31, 2015	July 31, 2016	

*Included in total Cumulative Unexpended Authorized Funds

** Included in total Cumulative Uncommitted Funds

Red Text - Funds subject to recapture within the next 18 months

Total Award Amount = Committed Funds + Uncommitted Funds
Committed Funds - a grant agreement is in place and funds have been committed and are being expended.

Uncommitted Funds - no grant agreement is in place and the funds are available for use in accordance with the subgrant. This is an accurate reflection of data that is in IDIS which is what HUD sees.

WILLOWBROOK APARTMENTS - DASHBOARD

May 01, 2015 to July 31, 2015

Down Units	Average Occupied Percent	Average Occupied Units	Average Vacant Units	Average Vacant 1BR	Average Vacant 2BR	Model Units	Total Move Ins	Total Move Outs	Total Move Out Notice	Total Pre Leased Units	Forecasted Occupancy Percent
May, 2015											
0	93%	379	29	24	3	2	12	5	23	38	94%
June, 2015											
0	94%	382	24	21	3	2	6	4	41	30	93%
July, 2015											
0	94%	384	24	21	1	2	12	11	23	30	94%

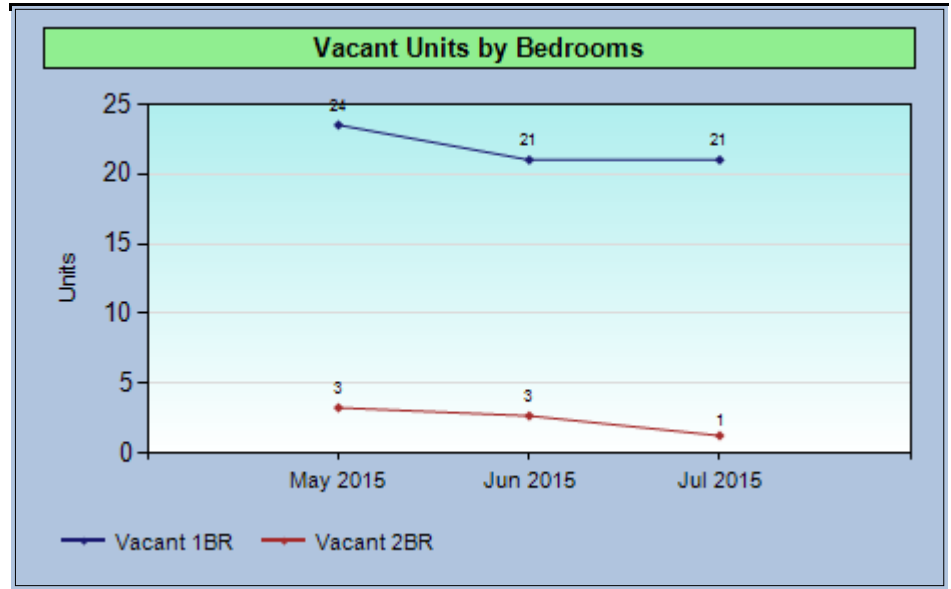
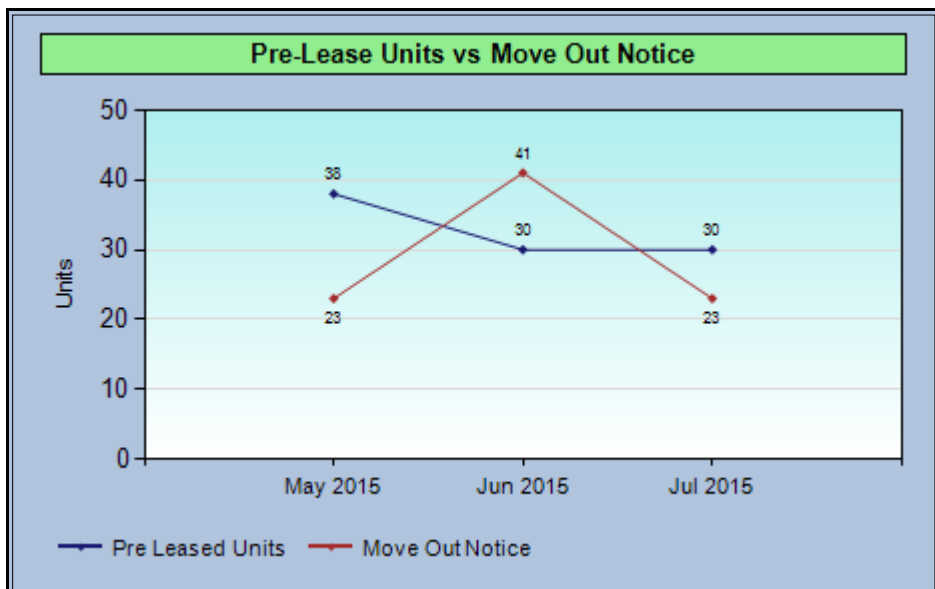
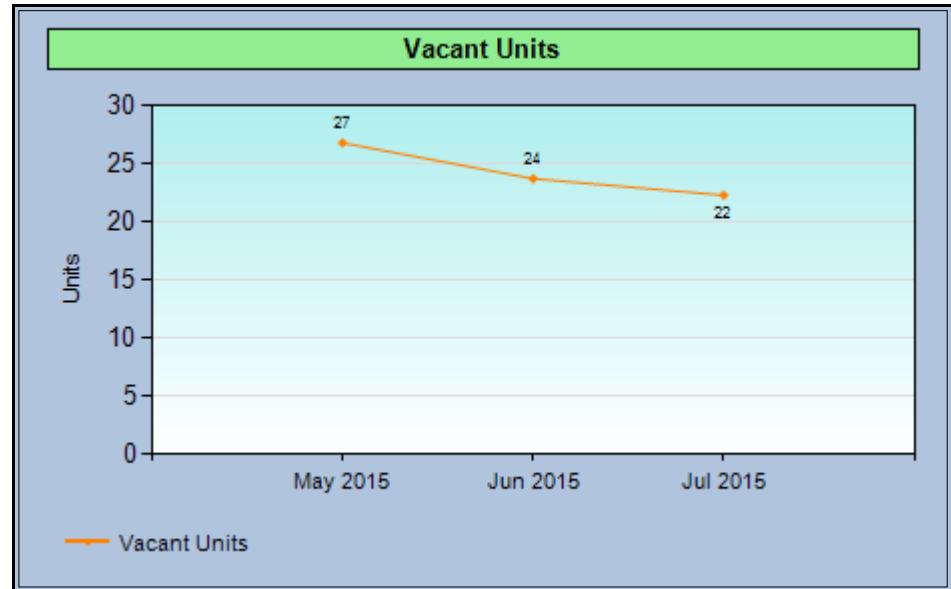
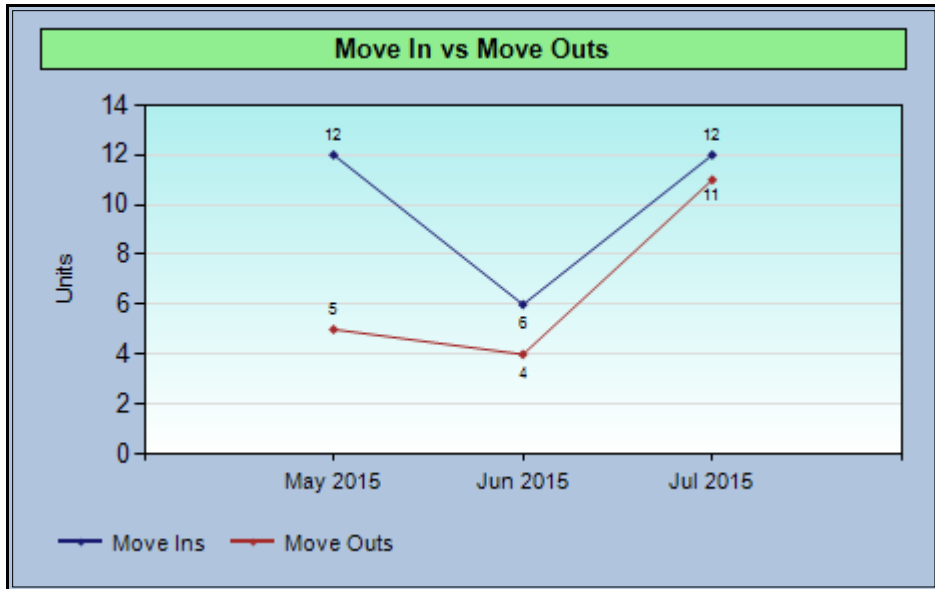


Property Address: 7001 Bundy Road
New Orleans, LA 70127

Total Units: 408
1 Bedrooms: 216
2 Bedrooms: 192
 80 units at 80% AMI

Property Manager: Aloha Ratleff
Property Manager Email: aratileff@latterblumpm.com
Property Manager Phone: 504-218-7750

Management Company: Latter & Blum
 Christopher Riggs
criggs@latterblumpm.com



VILLAGE DE JARDIN APARTMENTS - DASHBOARD

May 01, 2015 to July 31, 2015

Down Units	Average Occupied Percent	Average Occupied Units	Average Vacant Units	Average Vacant 1BR	Average Vacant 2BR	Model Units	Total Move Ins	Total Move Outs	Total Move Out Notice	Total Pre Leased Units	Forecasted Occupancy Percent
May, 2015											
0	98%	220	3	1	2	1	5	3	4	6	99%
June, 2015											
0	99%	221	2	1	0	1	2	2	7	8	99%
July, 2015											
0	98%	220	3	2	1	1	2	5	1	6	99%

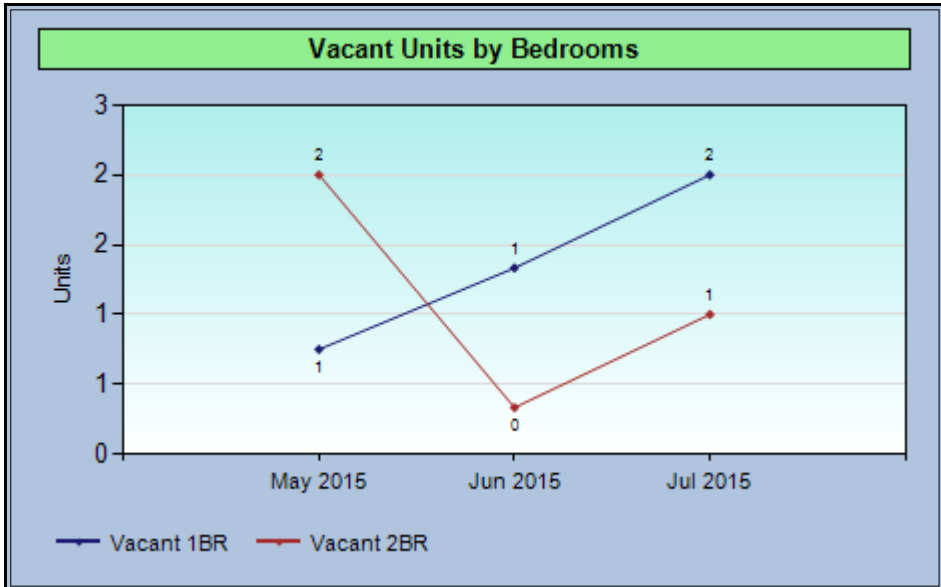
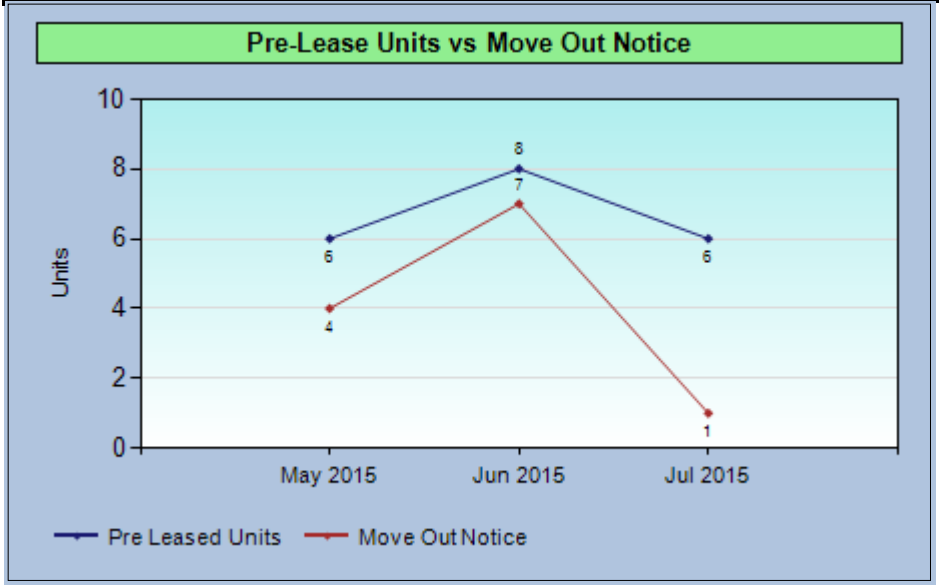
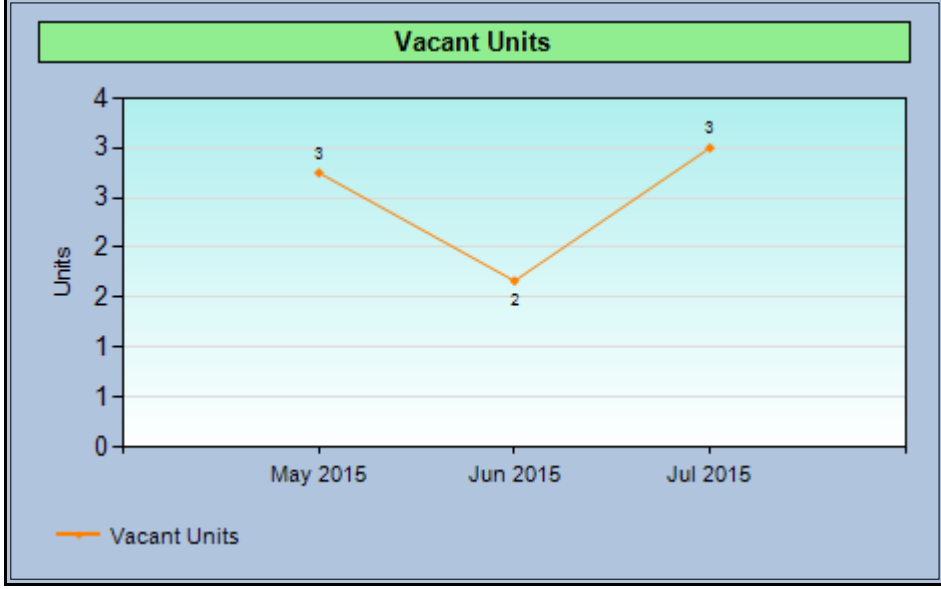
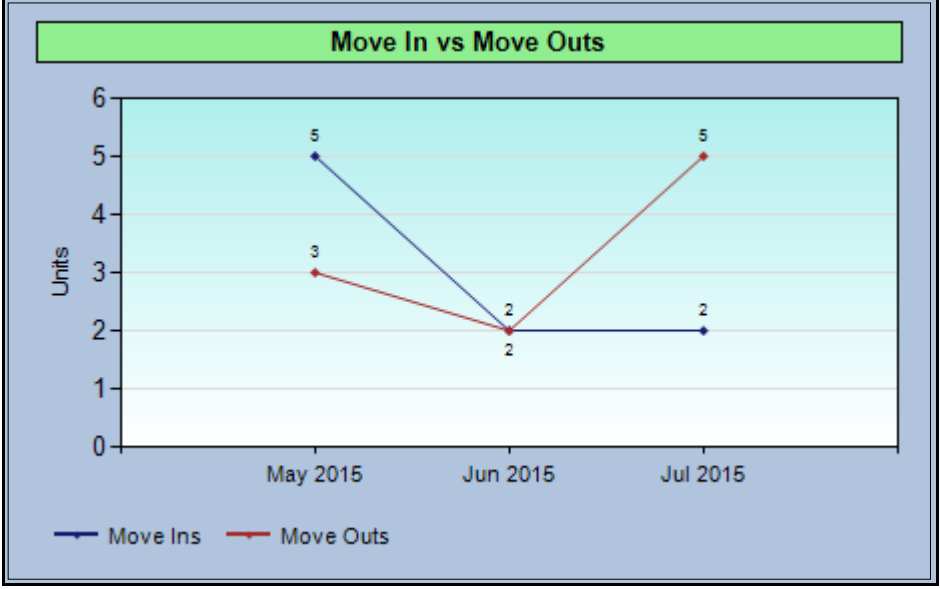


Property Address: 8800 Lake Forest Blvd
New Orleans, LA 70127

Total Units: 224
1 Bedrooms: 134
2 Bedrooms: 90

Property Manager: Tennille Esnault
Property Manager Email: tesnault@latterblumpm.com
Property Manager Phone: 504-309-8011


Management Company: Latter & Blum
Christopher Riggs
criggs@latterblumpm.com



MID CITY GARDENS - DASHBOARD

May 01, 2015 to July 31, 2015

Down Units	Average Occupied Percent	Average Occupied Units	Average Vacant Units	Average Vacant 1BR	Average Vacant 2BR	Average Vacant 3BR	Model Units	Total Move Ins	Total Move Outs	Total Move Out Notice	Total Pre Leased Units	Forecasted Occupancy Percent
May, 2015												
0	96%	58	3	2	0	1	0	3	2	0	2	97%
June, 2015												
0	99%	59	1	1	0	0	0	1	0	1	1	99%
July, 2015												
0	98%	59	2	1	1	0	0	0	1	0	0	98%



Property Address: 1690 North Blvd
Baton Rouge, LA 70802

Total Units: 60
1 Bedrooms: 16
2 Bedrooms: 24
3 Bedrooms: 20

Property Manager: Ronda Ricks
Property Manager Email: midcitygardens@att.net
Property Manager Phone: 225-302-5544

Management Company: MMM Housing
Alonzo Thomas
athomas@mmmhousing.org

